


Worksharp 3000 Work Station Ver 3



This video is about building the WorkSharp 3000 Work Station Ver 3. This is a build video with a couple more tweaks I had planned.

Find this YouTube video at: https://youtu.be/4i9_zl8ailU

The previous videos on this were #1 a review of the workstation I built, and #2 was some updates to that.

LINKS:

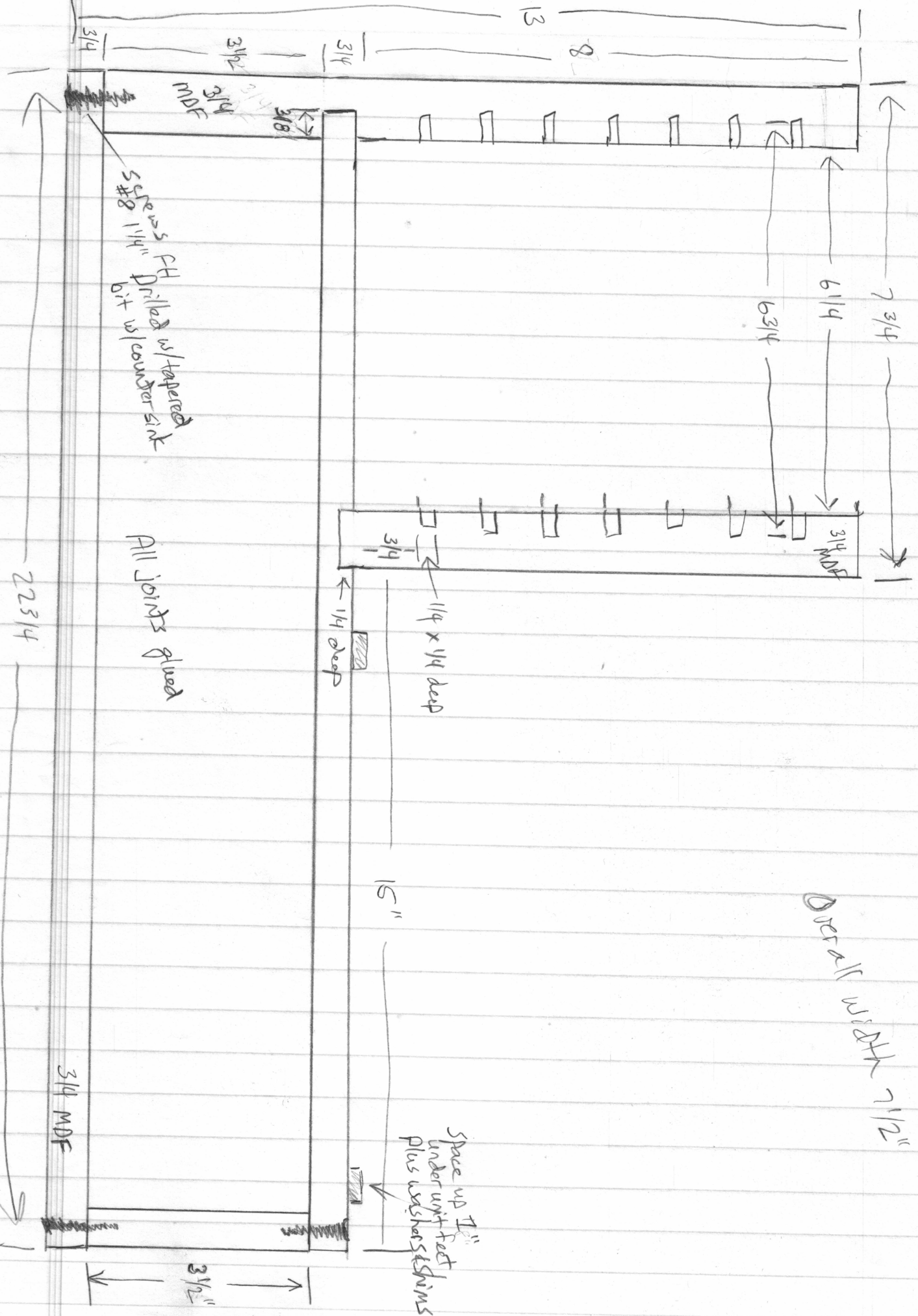
www.GLCrafts.com

Follow me on Facebook www.Facebook.com/GaryLundgrenCrafts

Find me on Etsy www.GaryLundgrenCrafts.Etsy.com

Blog www.GaryLundgrenCrafts.wordpress.com

Twitter www.twitter.com/GLCrafts



Front View

Not to Scale

Overall width $7\frac{1}{2}$ "

Space up 1" under unit feet plus washers & shims

1 1/2" Dado

Back ←

6"

2"
3/4" Thick
MDF

Dado for 3/4" MDF

7"

3/4" MDF

7 1/2"

Front →

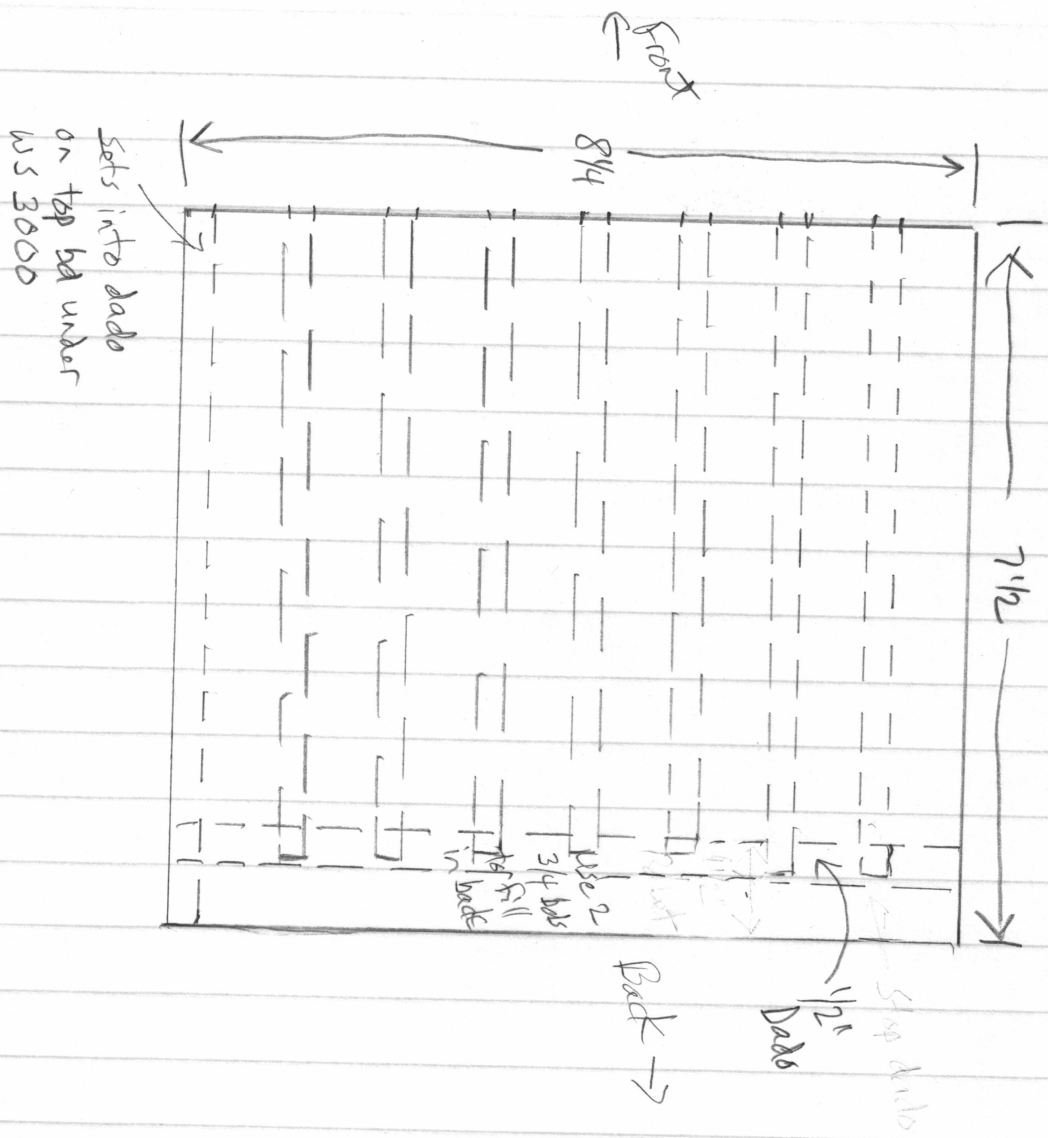
1 1/4" Dado's

Make as
5 top dado's
@ 6 1/4"

13"



Disc End/Side Views

Not to Scale



Disc end R/side View


Not to Scale



20 1/4

Drawer - Front, Back, Sides

Not to scale



PLANS AND OTHER INFORMATION

http://glcrafts.com/Resources/resources_index.html

LINKS TO PRODUCTS FEATURED IN MY VIDEOS:

WorkSharp 3000 <http://amzn.to/2r0wWPN>

WorkSharp 3000 Wide Blade Attachment <http://amzn.to/2Du4fNO>

WorkSharp 3000 Tempered Glass Wheel <http://amzn.to/2Du4fNO>

WorkSharp 3000 Glass Wheel Sandinf Discs <http://amzn.to/2Du4PuY>

WorkSharp 3000 See Thru Wheel <http://amzn.to/2FhxHRz>

WorkSharp 3000 See Thru Wheel Sanding Discs <http://amzn.to/2Dcn0rd>

Tormek Universal Support Bar \$49 <http://amzn.to/2yJNQ3J>

Tormek BGM100 Bench Grinder Tool Rest w/Mount Kit \$68 <http://amzn.to/2AWINUJ>

LINKS TO OTHER PROJECTS FEATURED IN MY VIDEOS:

http://glcrafts.com/Resources/product_links.html

Worksharp 3000 Work Station Video #2

https://youtu.be/OBTWQC9D_7w

Worksharp 3000 Work Station Video #1

<https://youtu.be/aGAcBSXzvd0>

Stumpy Nubs' YouTube video at this link.

<https://www.youtube.com/watch?v=VU9WecxUFfw&t=617s>

Stump's plans for \$5 at this link. <http://www.stumpynubs.com/worksharp-3000.html>

Woodworkers Guild of America (www.WWGOA.com) video on sharpening lathe chisels on the WS 3000. <https://www.wwgoa.com/video/sharpening-lathe-chisels-darex-000374/>

Router Table in Ridgid R4512 Table Saw Wing: https://youtu.be/ALJ9tEdRf_U

Out Feed Table for Ridgid R4512 Table Saw: <https://youtu.be/A5CGhncwKM>

Disclaimer:

Exercise good shop safety to protect yourself.

I may have safeguards removed in my videos, but that is solely for clarity to demonstrate a process.

Keep your safeguards in place to protect yourself from injury.

- Safety Glasses
- Hearing Protection
- Lung Protection
- Push Sticks and other Guides

Links:

Wood Workers Guild of America

<https://www.wwgoa.com/video/post-haste-project-how-to-make-wooden-christmas-reindeer-010244/>

www.wwgoa.com

Gary Lundgren Crafts

Johnstown PA

814-410-2900

www.GLCrafts.com